

浙大三色

Email:sensing@sensingm.com

Tel:+86 571 85021543 Fax:+86 571 87977635

ROLED

灯具名称: 投光灯

灯具描述: F1121A-1-24DC-RC-Y (40-XL-1RGBWN-AJ, P4)

报告编号:

电压(V): 24.1000

测试编号: 20210412007

电流(A): 0.2390

光源规格型号: XL

功率(W): 5.7000

每个光源光通量(lm)

功率因数: 1.0240

光源数量: 1

镇流器型号:

发光面长度(mm): 50

发光面宽度(mm): 50

测试模式: C

发光面高度(mm): 0

光度结果

灯具光通量(lm): 212.41

灯具效能(lm/w): 37.26

中心光强(cd): 320.226

最大光强(cd): 323.679

最大光强角度: $C=210.0 \gamma=2.0$

半峰边角(50%Imax): [C0/180]Total=42.1

[C90/270]Total=41.9

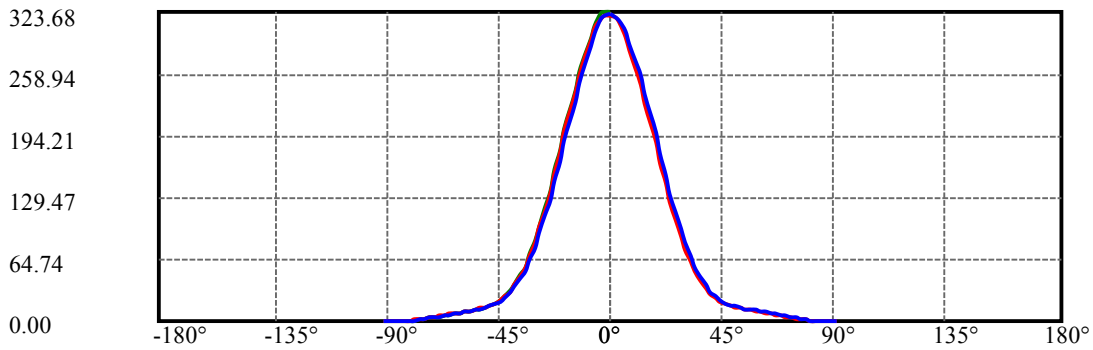
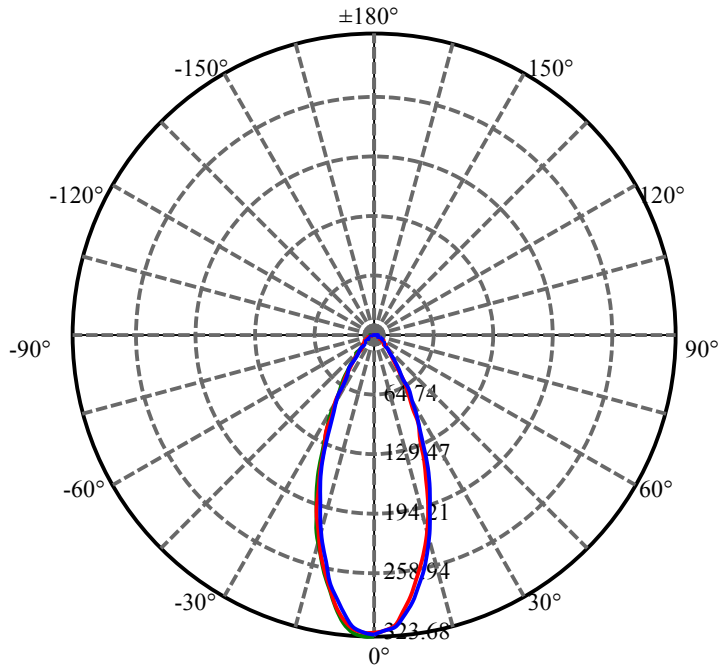
光束扩散角(10%Imax): [C0/180]Total=78.6

[C90/270]Total=78.9

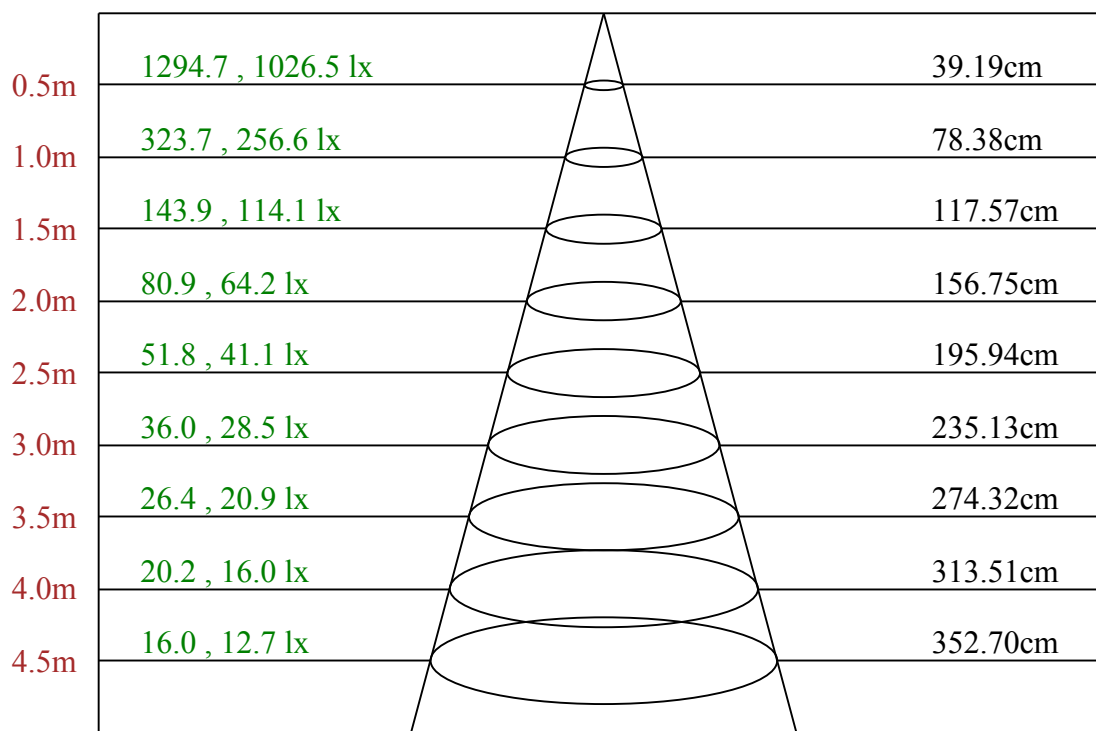
测试设备: GMS1800
环境温度(°C): 25.0

测试日期: 2021/4/12
环境湿度(%): 60.0%

测试人员: anpeilou
测试距离(m): 8.76

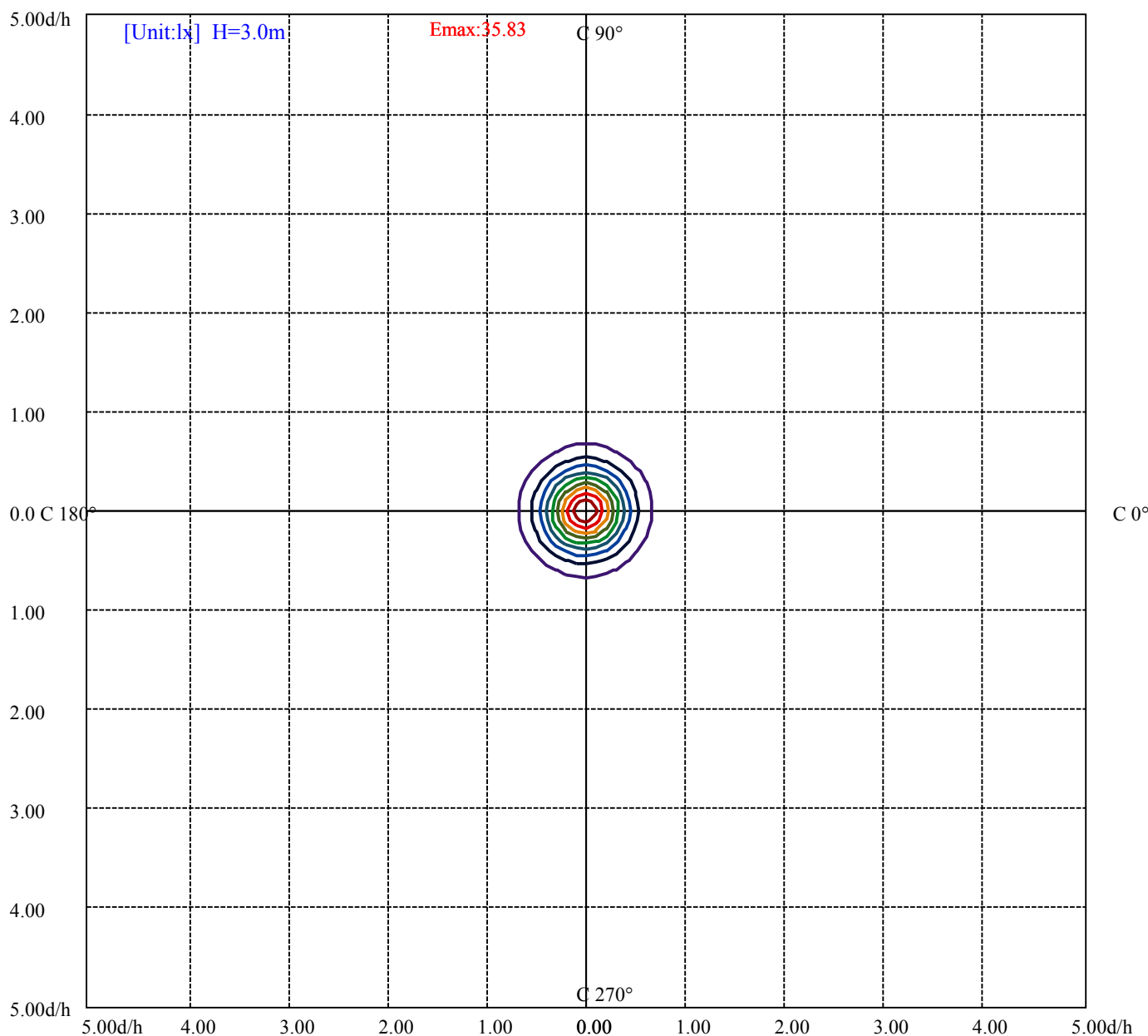


C210(Max): —
C0/C180: —
C90/C270: —



Max , Ave C210面光束角42.80

ROLED 投光灯
平面等照度曲线



- (10%Emax) 3.582789
- (20%Emax) 7.165577
- (30%Emax) 10.74837
- (40%Emax) 14.33111
- (50%Emax) 17.914
- (60%Emax) 21.49678
- (70%Emax) 25.07956
- (80%Emax) 28.66233
- (90%Emax) 32.24511

测试设备: GMS1800
环境温度(°C): 25.0

测试日期: 2021/4/12
环境湿度(%): 60.0%

测试人员: anpeilou
测试距离(m): 8.76

ROLED 投光灯

灯具的亮度限制曲线(灯具无发光侧边)

亮度值表

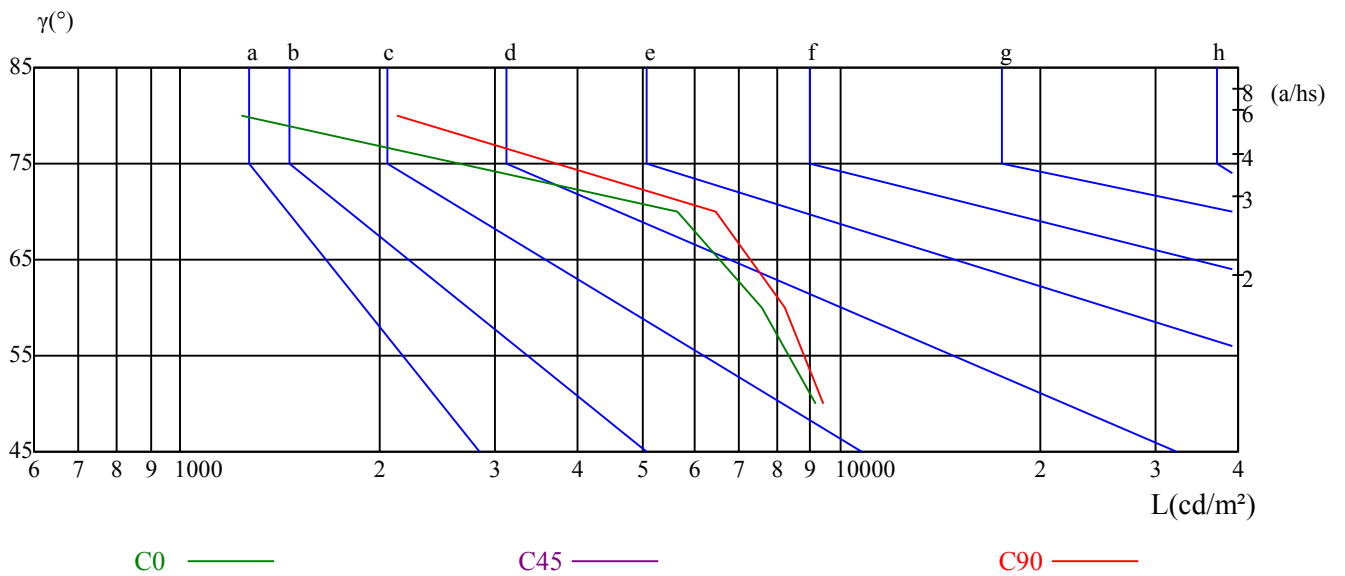
γ	45	50	55	60	65	70	75	80	85
C0	0	9169	0	7612	0	5654	0	1237	0
C45	0	0	0	0	0	0	0	0	0
C90	0	9407	0	8226	0	6462	0	2121	0

L横(65)	L纵(65)	L45(65)	L横(75)	L纵(75)	L45(75)	L横(85)	L纵(85)	L45(85)
0	0	0	0	0	0	0	0	0

眩光等级表

眩光等级	质量等级	使用照度(lx)							
1.15	A	2000	1000	500	≤ 300				
1.5	B		2000	1000	500	≤ 300			
1.85	C			2000	1000	500	≤ 300		
2.2	D				2000	1000	500	≤ 300	
2.55	E					2000	1000	500	≤ 300
		a	b	c	d	e	f	g	h

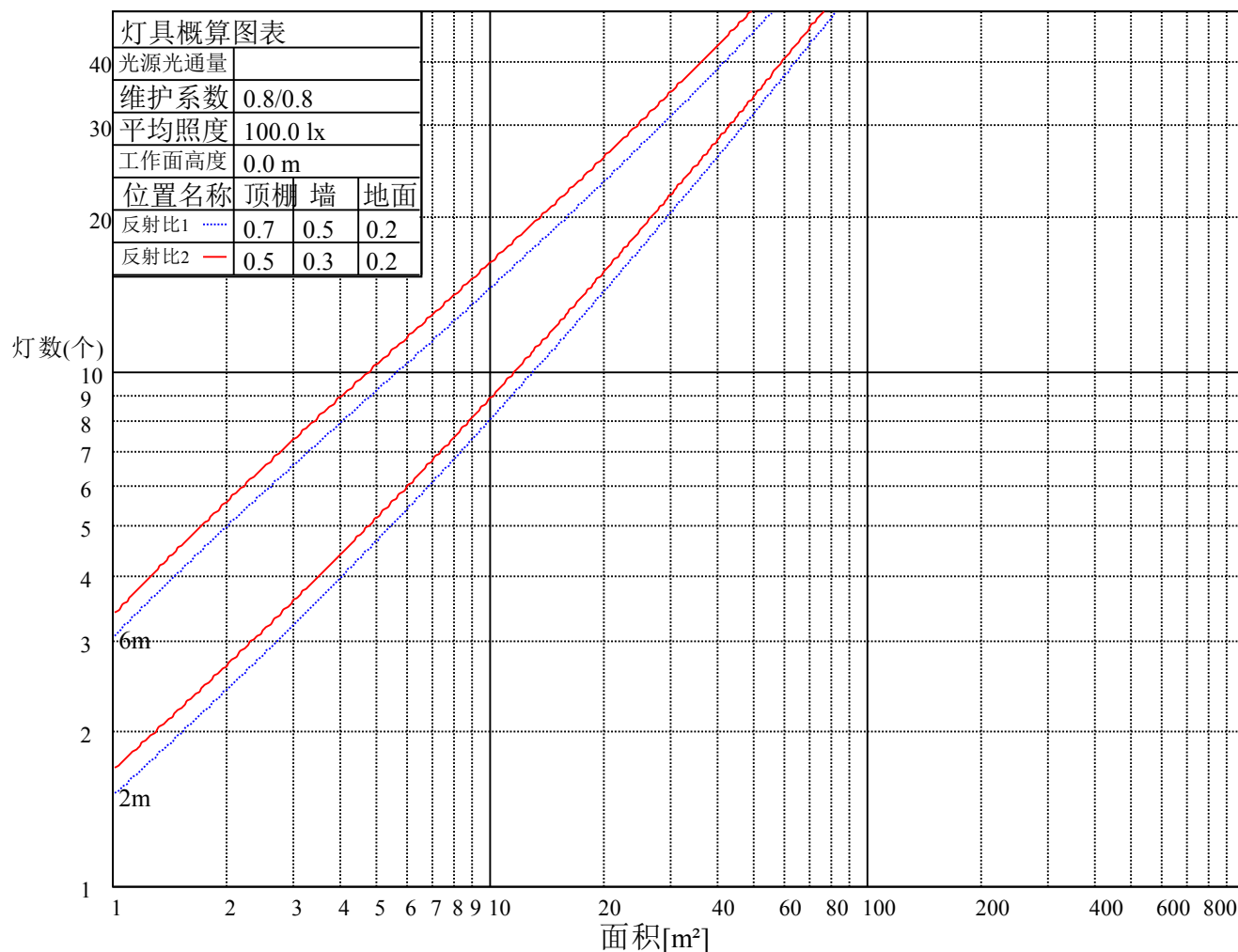
亮度限制曲线



参照UGR的照射评估											
天花板反射率	70	70	50	50	30	70	70	50	50	30	
墙壁反射率	50	30	50	30	30	50	30	50	30	30	
地板反射率	20	20	20	20	20	20	20	20	20	20	
空间尺寸		Viewed crosswise					Viewed endwise				
X	Y										
2H	2H	21.17	22.29	21.53	22.60	22.92	21.10	22.22	21.46	22.53	22.85
	3H	22.43	23.42	22.81	23.75	24.12	22.32	23.31	22.70	23.65	24.01
	4H	22.69	23.61	23.09	23.96	24.35	22.57	23.49	22.98	23.85	24.23
	6H	22.71	23.55	23.13	23.93	24.32	22.58	23.43	23.00	23.80	24.20
	8H	22.67	23.47	23.11	23.86	24.27	22.54	23.34	22.98	23.73	24.14
	12H	22.64	23.40	23.07	23.78	24.21	22.50	23.26	22.94	23.65	24.08
4H	2H	21.59	22.51	21.99	22.86	23.25	21.53	22.45	21.93	22.80	23.19
	3H	22.99	23.74	23.40	24.15	24.55	22.89	23.64	23.30	24.05	24.45
	4H	23.29	23.96	23.73	24.39	24.83	23.18	23.85	23.62	24.27	24.72
	6H	23.33	23.91	23.80	24.36	24.83	23.21	23.79	23.68	24.23	24.71
	8H	23.29	23.82	23.76	24.27	24.75	23.16	23.70	23.64	24.15	24.62
	12H	23.25	23.72	23.74	24.20	24.68	23.12	23.59	23.61	24.07	24.55
8H	4H	23.31	23.85	23.79	24.30	24.77	23.21	23.75	23.68	24.20	24.67
	6H	23.36	23.79	23.87	24.29	24.77	23.25	23.67	23.75	24.17	24.66
	8H	23.33	23.71	23.85	24.23	24.72	23.21	23.59	23.73	24.11	24.60
	12H	24.06	24.39	24.58	24.89	25.46	23.94	24.27	24.46	24.76	25.34
12H	4H	23.27	23.73	23.75	24.22	24.69	23.16	23.63	23.65	24.12	24.59
	6H	23.69	23.69	23.84	24.16	24.71	23.58	23.58	23.73	24.05	24.59
	8H	23.29	23.62	23.81	24.12	24.70	23.17	23.50	23.69	24.00	24.58
对应照射距离，改变观察者位置S											
S = 1.0H	1.1/-0.9					1.0/-0.9					
S = 1.5H	2.1/-1.3					2.0/-1.4					
S = 2.0H	4.0/-1.7					3.9/-1.8					
标准表格	BK2					BK2					
更正系数	1.1					0.8					

ROLED 投光灯

灯具的概算曲线



RHOCC	80			70			50			30			10			0
RHOW	50	30	10	50	30	10	50	30	10	50	30	10	50	30	10	0
RCR	COEFFICIENTS OF UTILIZATION RHOFC=20 CU															
0	1.19	1.19	1.19	1.16	1.16	1.16	1.11	1.11	1.11	1.06	1.06	1.06	1.02	1.02	1.02	1.00
1	1.10	1.07	1.05	1.08	1.05	1.03	1.04	1.02	1.00	1.00	0.98	0.97	0.96	0.95	0.94	0.92
2	1.02	0.97	0.93	1.00	0.96	0.92	0.96	0.93	0.90	0.93	0.91	0.88	0.91	0.89	0.87	0.85
3	0.94	0.89	0.85	0.93	0.88	0.84	0.90	0.86	0.82	0.88	0.84	0.81	0.85	0.82	0.80	0.78
4	0.88	0.82	0.77	0.86	0.81	0.77	0.84	0.80	0.76	0.82	0.78	0.75	0.80	0.77	0.74	0.73
5	0.82	0.76	0.71	0.81	0.75	0.71	0.79	0.74	0.70	0.77	0.73	0.70	0.76	0.72	0.69	0.68
6	0.77	0.71	0.66	0.76	0.70	0.66	0.75	0.69	0.66	0.73	0.69	0.65	0.72	0.68	0.65	0.63
7	0.72	0.66	0.62	0.72	0.66	0.62	0.70	0.65	0.61	0.69	0.65	0.61	0.68	0.64	0.61	0.59
8	0.68	0.62	0.58	0.68	0.62	0.58	0.67	0.61	0.58	0.66	0.61	0.57	0.65	0.60	0.57	0.56
9	0.65	0.59	0.55	0.64	0.59	0.55	0.63	0.58	0.54	0.62	0.58	0.54	0.62	0.57	0.54	0.53
10	0.62	0.56	0.52	0.61	0.55	0.52	0.60	0.55	0.52	0.59	0.55	0.51	0.59	0.54	0.51	0.50

ROLED 投光灯

光强数据表(cd)

C/γ(°)	0.0	2.0	4.0	6.0	8.0	10.0	12.0	14.0	16.0
0.0	320.23	318.54	311.09	297.67	283.78	266.13	246.63	227.37	207.27
30.0	322.84	319.31	314.01	300.66	285.39	267.20	250.32	231.59	211.64
60.0	322.07	318.15	312.02	300.12	284.47	269.73	251.39	232.21	211.57
90.0	321.99	317.92	313.17	303.96	289.84	273.95	256.46	236.66	216.40
120.0	321.07	317.46	312.09	303.50	289.61	272.34	253.00	233.13	212.03
150.0	320.76	317.92	314.55	306.72	293.52	276.64	257.22	237.96	217.40
180.0	320.23	319.31	316.24	306.87	293.06	277.33	258.07	239.42	219.01
210.0	322.84	323.68	320.99	310.10	294.83	278.56	260.98	241.65	221.62
240.0	322.07	321.84	319.84	308.25	293.14	277.25	257.68	237.35	217.17
270.0	321.99	320.61	315.01	301.73	287.38	269.27	249.24	228.68	208.96
300.0	321.07	321.15	314.62	301.43	285.77	268.58	249.40	230.52	209.34
330.0	320.76	319.00	310.63	297.97	281.86	264.36	245.33	226.68	205.04
360.0	320.23	318.54	311.09	297.67	283.78	266.13	246.63	227.37	207.27
C/γ(°)	18.0	20.0	22.0	24.0	26.0	28.0	30.0	32.0	34.0
0.0	186.01	165.60	144.11	124.16	105.90	88.71	74.67	61.85	51.34
30.0	190.54	169.44	148.18	128.61	110.12	93.01	78.58	65.15	54.02
60.0	191.00	169.36	147.95	128.46	109.66	93.08	77.04	64.46	53.10
90.0	196.45	175.12	153.48	132.76	114.49	96.84	82.19	68.53	56.33
120.0	190.62	169.28	149.48	129.23	109.81	92.78	77.58	64.08	52.80
150.0	197.91	176.80	155.70	135.29	115.87	98.45	82.42	69.06	56.79
180.0	198.90	176.65	155.55	134.06	115.57	97.76	81.65	67.53	55.94
210.0	201.67	179.87	158.31	137.28	117.64	98.99	83.87	69.83	57.25
240.0	195.30	174.35	152.17	132.07	113.03	94.69	78.50	65.46	54.33
270.0	188.16	166.90	146.80	127.31	109.73	92.24	77.12	64.08	53.18
300.0	187.16	167.13	145.42	124.78	107.66	90.40	74.97	61.93	51.41
330.0	183.48	162.61	141.35	121.94	103.44	87.40	73.05	60.39	50.19
360.0	186.01	165.60	144.11	124.16	105.90	88.71	74.67	61.85	51.34
C/γ(°)	36.0	38.0	40.0	42.0	44.0	46.0	48.0	50.0	52.0
0.0	42.05	34.92	28.62	23.71	20.34	17.65	15.81	14.73	13.58
30.0	45.12	36.99	30.39	24.86	21.03	18.26	16.50	15.19	14.20
60.0	44.43	36.45	29.77	24.86	21.33	18.42	16.50	15.58	14.35
90.0	46.27	37.83	31.08	25.40	21.41	18.49	16.50	15.12	13.97
120.0	44.20	36.37	30.16	24.86	21.10	18.11	16.35	15.12	13.74
150.0	46.96	38.60	31.77	26.24	21.79	18.72	16.50	14.96	13.43
180.0	46.04	37.68	31.16	25.86	21.72	18.42	16.04	14.27	13.12
210.0	47.65	39.14	32.00	26.24	22.02	18.19	15.73	14.27	12.74
240.0	45.12	37.52	30.93	25.55	21.56	17.96	15.58	14.27	12.66
270.0	44.05	36.14	29.77	24.56	20.49	17.19	15.12	13.74	12.35
300.0	42.36	35.30	29.01	23.87	20.26	17.65	15.65	14.12	12.89
330.0	41.52	34.07	27.86	23.25	19.49	17.27	15.58	14.27	12.89
360.0	42.05	34.92	28.62	23.71	20.34	17.65	15.81	14.73	13.58
C/γ(°)	54.0	56.0	58.0	60.0	62.0	64.0	66.0	68.0	70.0
0.0	12.58	11.43	10.51	9.52	8.67	7.75	6.98	6.06	4.83
30.0	13.20	12.35	11.13	10.21	9.21	8.29	7.37	6.45	5.37
60.0	13.43	12.35	11.20	10.28	9.44	8.44	7.60	6.75	5.60
90.0	13.05	12.05	11.20	10.28	9.36	8.44	7.52	6.52	5.53
120.0	12.51	11.51	10.59	9.52	8.75	7.90	7.14	6.06	5.14
150.0	12.20	11.13	10.28	9.36	8.36	7.52	6.68	5.83	4.76
180.0	11.74	10.67	9.82	8.75	7.98	7.14	6.22	5.22	4.30
210.0	11.43	10.59	9.59	8.67	7.75	6.83	5.99	4.99	4.07
240.0	11.43	10.67	9.44	8.59	7.75	6.83	5.99	4.99	4.14
270.0	11.20	10.36	9.52	8.59	7.60	6.75	5.76	4.83	3.91
300.0	11.66	10.67	9.67	8.67	7.83	6.91	6.06	5.14	4.07
330.0	11.74	10.82	9.82	8.82	7.98	7.14	6.14	5.22	4.22
360.0	12.58	11.43	10.51	9.52	8.67	7.75	6.98	6.06	4.83

ROLED 投光灯

光强数据表(cd)

附页 第 10页 共10页

C/γ(°)	72.0	74.0	76.0	78.0	80.0	82.0	84.0	86.0	88.0
0.0	3.76	2.84	2.07	1.30	0.54	0.31	0.23	0.15	0.00
30.0	4.30	3.15	2.38	1.53	0.77	0.38	0.31	0.23	0.08
60.0	4.37	3.22	2.46	1.61	0.84	0.31	0.31	0.23	0.08
90.0	4.45	3.45	2.46	1.69	0.92	0.38	0.31	0.31	0.08
120.0	4.07	3.15	2.30	1.53	0.84	0.31	0.23	0.15	0.08
150.0	3.91	2.99	2.23	1.46	0.77	0.31	0.23	0.15	0.00
180.0	3.45	2.61	1.92	1.07	0.54	0.23	0.15	0.08	0.00
210.0	3.30	2.38	1.69	1.00	0.38	0.31	0.23	0.00	0.00
240.0	3.30	2.46	1.61	1.00	0.38	0.31	0.15	0.00	0.00
270.0	3.07	2.38	1.53	0.84	0.31	0.23	0.15	0.00	0.00
300.0	3.15	2.46	1.69	0.92	0.38	0.23	0.15	0.08	0.00
330.0	3.22	2.46	1.76	1.00	0.38	0.23	0.15	0.00	0.00
360.0	3.76	2.84	2.07	1.30	0.54	0.31	0.23	0.15	0.00
C/γ(°)	90.0								
0.0	0.00								
30.0	0.00								
60.0	0.00								
90.0	0.00								
120.0	0.00								
150.0	0.00								
180.0	0.00								
210.0	0.00								
240.0	0.00								
270.0	0.00								
300.0	0.00								
330.0	0.00								
360.0	0.00								